EUROPEAN COMMISSION
DIRECTORATE-GENERAL FOR ENERGY
DIRECTORATE-GENERAL FOR CLIMATE ACTION

Reporting Guidelines

Dataflow 5: Energy Security

under Regulation (EU) 2018/1999 on Governance of the Energy Union and Climate Action Implementing Regulation 2022/2299 Annexes V

Disclaimer: The information and views set out in this publication are those of the author(s) and do not necessarily reflect the official opinion of the Commission. Neither the Commission nor any person acting on the Commission's behalf may be held responsible for the use which may be made of the information contained therein. The examples described in this document represent the views of the authors and are based on information gathered by the authors. The references used to develop these illustrative examples should always be considered as the most accurate and complete sources of information.

Prepared by the European Commission and European Environment Agency, with support from the European Topic Centre on Climate change Mitigation and Energy.

European Environment Agency

1. Introduction....3
1.1. This document....3
1.2. Legal background....3
1.3. Overall process of reporting....3
1.4. Pre-filling, post-filling, pre-loading....4
1.5. Dynamic references to years....5
2. Policy Reporting Platform....7
2.1. Introduction....7
2.2. Getting access to the Policy Reporting Platform....7
2.3. Dataflow overview....7
2.4. Organizing the reporting network....8
2.5. Technical details of reporting....10
3. Thematic guidelines for reporting information required under Art 4. Reporting on energy security....18
Introduction....18
3.1. Annex V, Table 1: Details about national objectives, targets and contributions18
3.2. Annex V, Table 2: Progress towards implementation of quantifiable national objectives and targets....25
3.3. Annex V, Table 3: Progress towards implementation of non-quantifiable national objectives and targets....31
4. Finalizing reporting....35
4.1. Validating your submission....35
4.2. Resubmitting data....35
4.3. Help during the reporting....36
5. Quality assurance and quality control....36
5.1. Quality assurance and quality control structure....36
5.2. Timeline & communication....38
5.3. Assessment of Member States submissions....39
Annexe 1: Reporting roles....41
Member state roles....41
Commission/EEA roles....43

1. INTRODUCTION

1.1. This document

Reporting on energy security is part of the national energy and climate progress reports (Article 17) under Regulation (EU) 2018/1999 on the Governance of the Energy Union and Climate Action.

This document provides both technical and thematic guidance for the relevant reporting obligation and the use of the e-platform. The purpose of the guidelines is to support Member States in reporting this information by outlining:

- How to utilise the reporting platform
- Background information and examples for the information required,
  - *Technical guidelines* – facilitating how to report.
  - *Thematic guidelines* – facilitating what to report.
- Information on finalising reporting,
- The quality checks carried out.

The goal of these reporting guidelines is to improve the quality of the information reported by Member States and disseminated through the e-platform, by making it more timely, transparent, complete, consistent, comparable, coherent, and accurate.

Some additional and background information is annexed to this document:

- Annex 1: Reporting Roles

1.2. Legal background

According to Article 17(1) of the Regulation (EU) 2018/1999 (Governance Regulation), by 15 March 2023, and every two years thereafter, each Member State shall report to the Commission on the status of implementation of its integrated national energy and climate plan (NECP) by means of an integrated national energy and climate progress report (NECPR) covering all five dimensions of the Energy Union.

The Commission Implementing Regulation (EU) 2022/2299 specifies all the reporting requirements within 21 Annexes ([1]).

1.3. Overall process of reporting

Each Member State shall submit their NECPR by 15 March 2027, and every two years thereafter.

The NECPR will be submitted through the e-platform established by the Commission ([2]). Different elements of the progress reporting will be submitted through one of the following systems: Reportnet 3 and the Policy Reporting Platform.

([1]) The initial legal act had 23 Annexes. Through the amendment by COMMISSION IMPLEMENTING REGULATION (EU) 2026/1807, Annexes VIII, and XVIII were merged with current Annex XV and Annex XIX respectively.

([2]) Article 28 of the Regulation (EU)2018/1999 on the Governance of the Energy Union and the Climate change. E-platform available at: Reporting system for EU countries | European Commission (europa.eu).

This reporting obligation will be reported in the Policy Reporting Platform.

1.4. Pre-filling, post-filling, pre-loading

1.4.1. Colour-coding

The Implementing Regulation uses colour-coding for the fields in each table. The below table indicates the meaning of the different colours.

Descriptive text (white/or light grey	Text describing the purpose of the table / fields (not to be filled by MS)
N/A	Not applicable (not to be filled by MS)
To be filled in by MS	Information to be completed by MS: can be mandatory (if applicable/available) or voluntary
Pre-filling	Information that is already provided by the MS to the Commission through another reporting exercise that finishes substantially before the deadline for the progress report, and if complete, fully covers the requirements of the NECPR, or that is determined by EU legislation. Therefore, MS will not submit the information again as part of the NECPR. Data cannot be altered in the progress reporting, but through the primary process established for the source data.
Post-filling	Information that is already provided by the MS to the Commission through another reporting exercise, ongoing in parallel to the progress reporting, and if complete, fully covers the requirements of the NECPR. Therefore, MS will not submit the information again as part of the NECPR. Data cannot be altered in the progress reporting, but through the primary process established for the source data.
Pre-loading	Information that is already collected by the Commission from past exercises or provided to the Commission through another source, but which does not fully cover the requirements of the NECPR. Information can be pre-loaded in the relevant template. Data should be checked, completed, and commented by the Member States, where applicable.
Automatically calculated	Fields automatically calculated based on other fields.

1.4.2. The process for pre-filling, pre-loading and post-filling of data

The following tables of this dataflow rely (partially) on data that is either pre-filled, post-filled or pre-loaded.

Table	Type of filling	Source(s) of data
Annex 5, table 2	Pre-filling	Eurostat energy balances ([3])

In the paragraphs below, the process for integrating this data in the progress report is described.

Eurostat energy balances

Reporting countries should transmit energy data as specified in Annex B of Regulation (EC) No 1099/2008 on energy statistics. The latest version of annual energy questionnaires that should be used for official data transmissions and accompanying reporting instructions can be found at: Methodology - Eurostat.

The Commission plans to pre-fill relevant tables in the e-platform in February in the year the NECPR is due (year X with data that were disseminated by Eurostat by the end of January in year X. In general this means data collections in the energy domain with mandatory reporting deadlines by the end of November (year X-1). To enable pre-filling, reporting countries need to respect mandatory deadlines and ensure high quality of reported statistics, with no gaps and no errors in the reported data.

Data cannot be altered in the progress reporting, only through the primary process established for the source data.

If the data is submitted by the Member State through the primary process, the reporting obligation under Article 17 will also be considered fulfilled.

1.5. Dynamic references to years

Many tables in the annexes to the Implementing Regulation make dynamic references to years, which depend on the year of reporting.

The table below summarizes the dynamic references used in the annexes, and the years they refer to in the first three reporting exercises in 2023, 2025 and 2027.

Note: in the e-platform, the years themselves, rather than the dynamic references will be displayed.

Dynamic reference	Respective year in first reporting (2023)	Respective year in second reporting (2025)	Respective year in third reporting (2027)
X	2023	2025	2027
X-1	2022	2024	2026
X-2	2021	2023	2025
X-3	2020	2022	2024

([3]) For the indicator "Energy dependence from third countries by fuel type" a specific calculation (code nrg_ind_id3cf) was made based on the energy balances. Information can be found here: Statistics | Eurostat

t	2025	2030	2030
t+5	2030	2035	2035
t+10	2035	2040	2040
t+15	2040	2045	2045
t+20	2045	2050	2050
t+25	2050	2055	2055

2. POLICY REPORTING PLATFORM

2.1. Introduction

The Governance Regulation specifies in Article 28 that the e-platform should be used for reporting on all dimensions of the Energy Union by Member States and the Commission, assisted by the European Environment Agency.

The e-platform consists of different elements, notably "ReportNet 3: and "Policy Reporting Platform". For the dataflows described in this document, the Policy Reporting Platform is used.

2.2. Getting access to the Policy Reporting Platform

The Commission Policy Reporting Platform uses the EU Login account for user authentication. An EU Login account must be acquired prior to accessing the Policy Reporting Platform.

Please refer to the separate Policy Reporting Platform account creation guideline ([4]) for the process description.

NOTE: EU Login is associated with an e-mail. If the user uses different e-mail addresses and creates another EU Login account associated with the new e-mail, a new Policy Reporting Platform request needs to be made and all authorization privileges granted to the old account would not apply).

In such a case a user should update the e-mail associated with the EU Login account, which will allow Policy Reporting Platform to detect e-mail change and adjust Policy Reporting Platform user account after user confirmation for the changed e-mail.

Please note that next to a Policy Reporting Platform account, a user needs to have the right credentials to access each of the dataflows, for more details see section 2.5.

2.3. Dataflow overview

In Policy Reporting Platform a dataflow represents a single occurrence of a reporting obligation (that may be repeating) for a specific reporting entity. The scope of information to be reported within a dataflow depends on how the reporting obligation is decomposed and configured. In the case of complex reporting there may be a reporting campaign that binds together and includes a set of sub-reports.

Example: The NECPR is based on an implementing regulation that has 21 annexes that requires Member States to report every two years. Policy Reporting Platform supports reporting for 9 of those annexes and the dataflows are configured that way – 1 per annex. They are brought together in a reporting campaign that binds the 9 dataflows.

The dataflows are listed under the "Reports" menu item and can be accessed by an authorized user when double clicking the name.

If too many reports are visible, they can be filtered with use of obligation name, type or deadline.

([4])https://ec.europa.eu/assets/move-ener/eplatform/Manuals/Policy.Reporting.Platform.User.Management.Manual.pdf

Example: 2027 NECPR dataflows are of the type "Energy & Climate Progress" with the deadline on 15 March 2027 and the name following the pattern "NECPR Annex …"

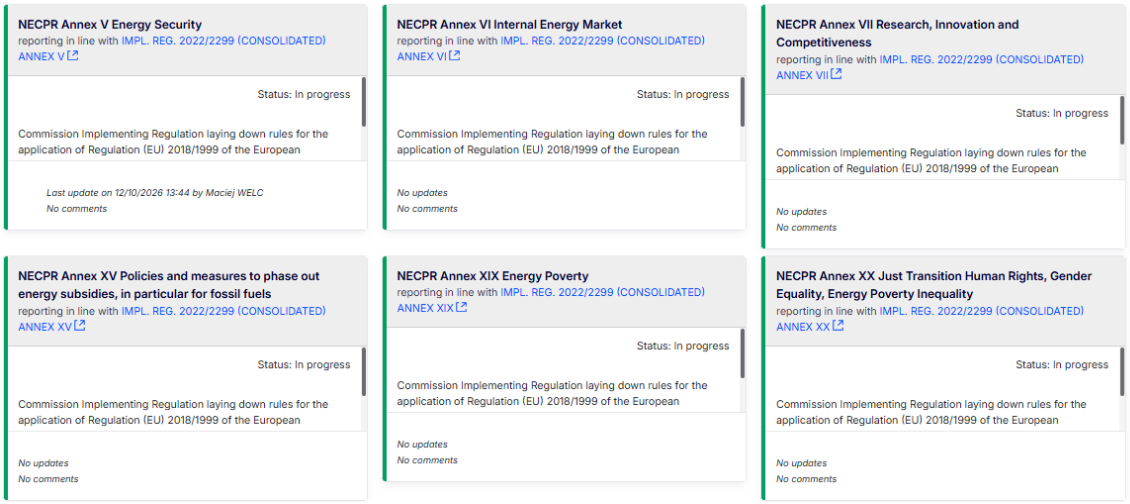

The dataflow's accessibility and editability depends on:

- the date – The dataflow will be opened in a certain time window (e.g. a month) prior to the reporting obligation deadline;
- the user authorization – a reporting obligation's workflow configuration defines what user roles need to be granted to enable a user to view/edit a report;
- the workflow step (or status) – a reporting obligation configuration's workflow defines user role access level (e.g. read-only/write) for each status (e.g. user role may be authorized to edit a report in the DRAFT status but read-only in the IN REVIEW status)
- the sensitivity – to access reports containing Sensitive Non-Classified data, in addition to the user role defined in a workflow, the user needs to be a member of the group indicated in the reporting obligation configuration.

A campaign can also be accessed from the "Reports" menu. The dataflows can be also accessed from within a campaign where they are listed. In such a case the selected dataflow will be opened in a new browser tab for convenience.

2.4. Organizing the reporting network

Each dataflow is processed in accordance with a preconfigured workflow (which may be to some point customized for specific country work delegation needs – but can't be changed once report is started) and User Roles (to define workflow step read/write access level and user privileges) as requested by reporting obligation business manager.

For the NECPRs, **lead reporters** need to be nominated by the Member State. A request for nomination has been sent to the Energy & Climate attachés. In case the nomination has been made in time, a user nominated as a lead reporter should be able to directly access the relevant dataflow.

In case a lead reporter does not have access to a relevant dataflow, you can request access directly in the system ([5]). If the issue persists, please contact: EC-E-PLATFORM-IT-SUPPORT@ec.europa.eu.

Supporting reporters (when needed), need to be approved by the lead reporter for the relevant dataflow. For this the following steps need to be taken:

- The supporting reporter should create (1) an EU log-in and (2) a Policy Reporting Platform account and (3) request the supporting reporter role for the relevant dataflows ([6])
- The lead reporters should then grant the supporting reporter role through the user management menu. ([7])

The different NECPR roles are described in the table below.

NOTE: Please only request roles for which you have been explicitly assigned/nominated.

Example: User Roles and standard workflow for NECPR

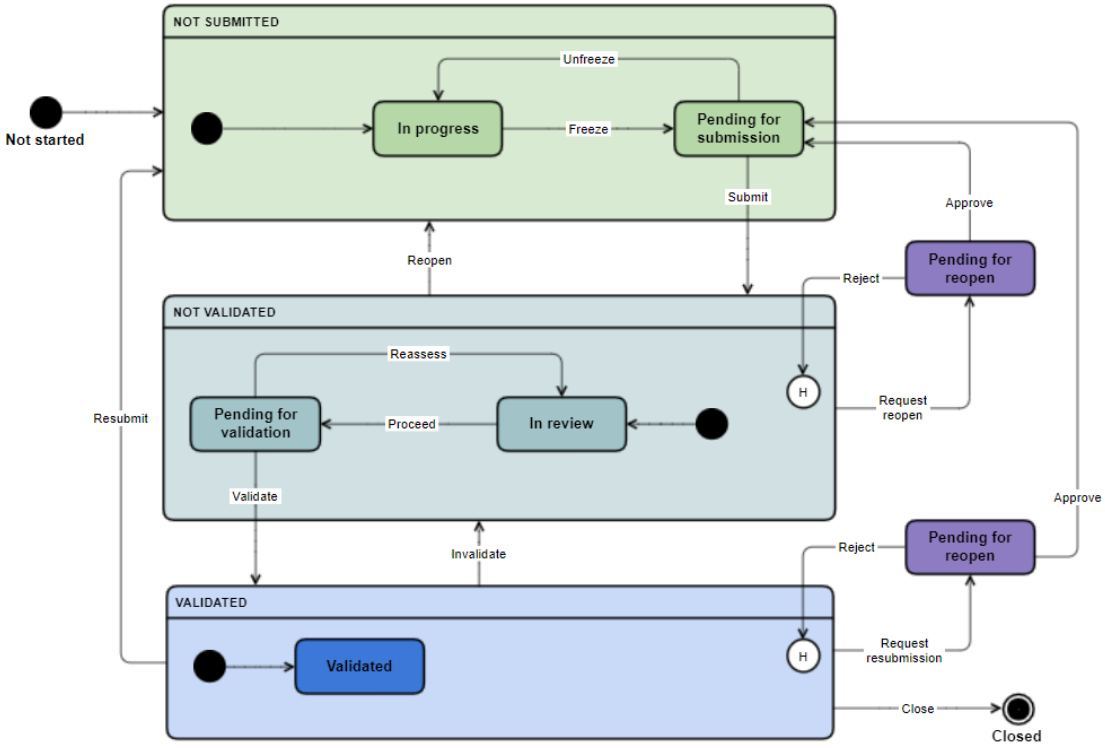

([5]) As described in section 2.3.2 of the Policy Reporting Platform account creation guideline.

([6]) See section 2.2 and the Policy Reporting Platform account creation guideline for more details.

([7]) As described in section 3 of the Policy Reporting Platform account creation guideline.

Workflow Role	Role Purpose	Required Request Approvals
NECPR MS Lead Reporter for Annex <annex number>	MS reporting participant who is authorized to edit and submit a specific Annex report to EC	Either other Lead Reporter for Annex <annex number> from user's country or EC Coordinator
NECPR MS Reporter for Annex <annex number>	MS specific annex reporting participant who is authorized to edit but not to submit a report to EC	Either Lead Reporter for Annex <annex number> from user's country or EC Coordinator
NECPR MS Viewer for Annex <annex number>	MS user authorized to view a specific annex report	Either Lead Reporter for Annex <annex number> from user's country or EC Coordinator
NECPR External Reviewer	External reviewer (e.g. consultant working on Commission's behalf or auditor)	EC Coordinator
NECPR EC Reviewer	EC subject matter expert performing assessment	EC Coordinator
NECPR EC Data Steward	NECPR data steward	EC Coordinator
NECPR EC Coordinator	NECPR processing coordinator	Business Manager
NECPR Admin	Support team member	Product Owner or Development Team Coordinator

2.5. Technical details of reporting

2.5.1. Dataflow layout

The reporting dataflow layout is composed with sections:

1) the dataflow information (e.g. deadline, link to underlying regulation),
2) the workflow transition comments (e.g. for submission or reopening)
3) the actions (e.g. to trigger workflow transition),
4) the report data (i.e. the content being reported).

If the user is authorized, there is also the country selector that allows user to switch to the other country report for the same obligation and deadline.

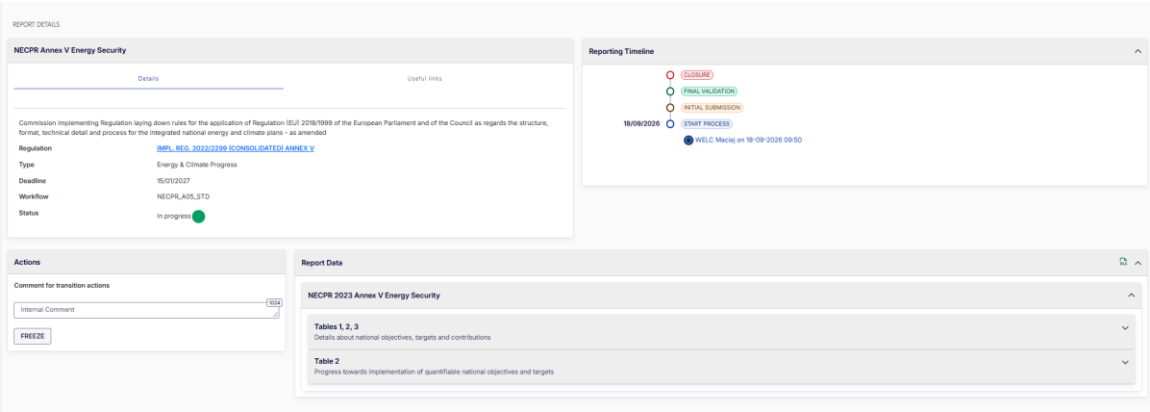

2.5.2. Report data collection with web forms

Report data section composition

The report data section can be composed of one or more reports. Each report includes sections that aggregate one or more web forms.

Example: The "NECPR Annex VI Internal Energy Market" consists of 9 sections. The "Table 1" section contains the "Electricity interconnectivity" form and "Average or absolute hourly price differential for a day-ahead market [EUR/MWh]" form table.

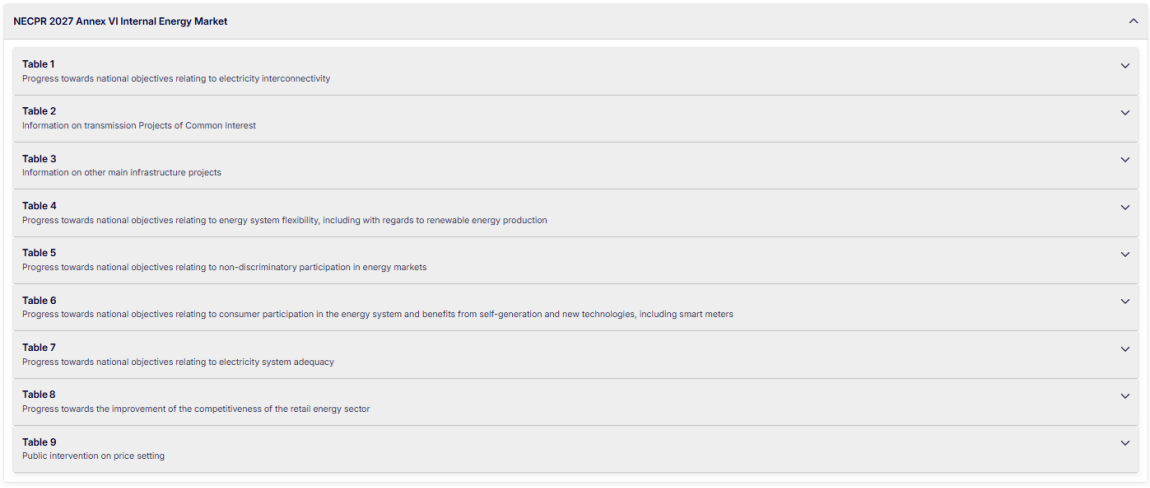

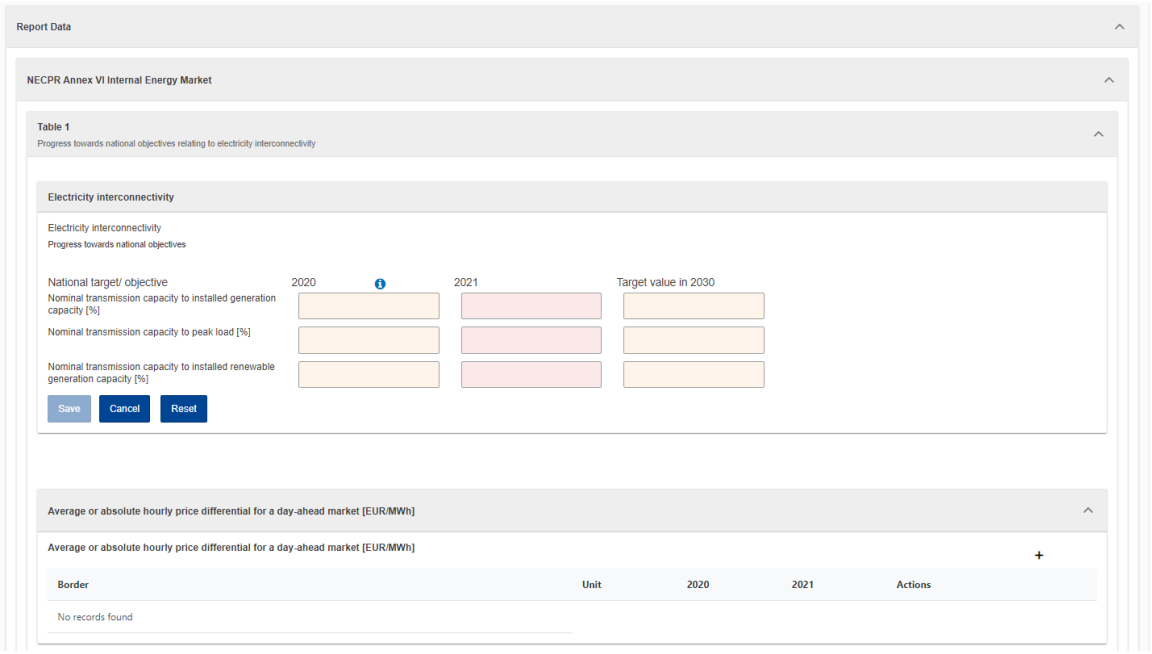

Filling web form

Each web form is composed of form fields that are configured to be:

1) mandatory (signified by a red background) – a form can't be saved until all form's mandatory field values are provided,
2) requisite (yellow background) – a form doesn't require values to be provided for these fields, just indicate that they are expected to be provided (e.g. if available, applicable) from the reporting perspective,
3) optional (white background) – neither a form nor reporting require these field values.

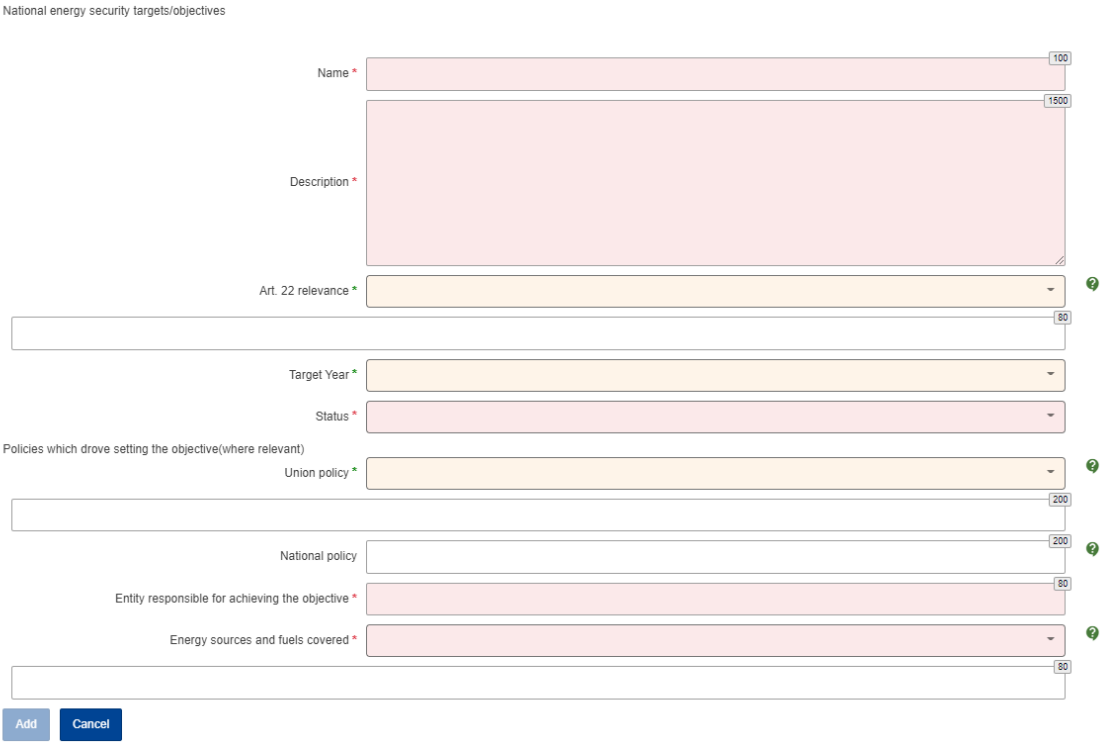

Furthermore, a form may have custom validation rules. These can be:

a) form validation rules – if violated (example: details not provided if "other" is selected) a form can't be saved, and the error message and icon is displayed.

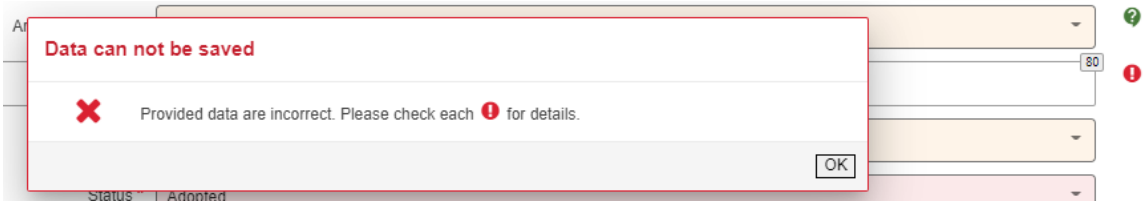

b) report validation rules – if violated (example: for instance to confirm requisite field is not applicable when not filled in) a user is asked for a confirmation before a form is saved.

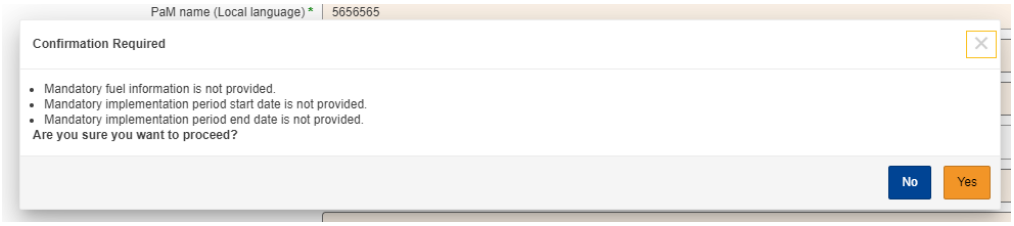

Form table

A form table is a way that the Policy Reporting Platform collects multiple records for the same form. If the Add new record is requested the underlying form pops up. Once a form is saved a table row is added that can later be edited or removed.

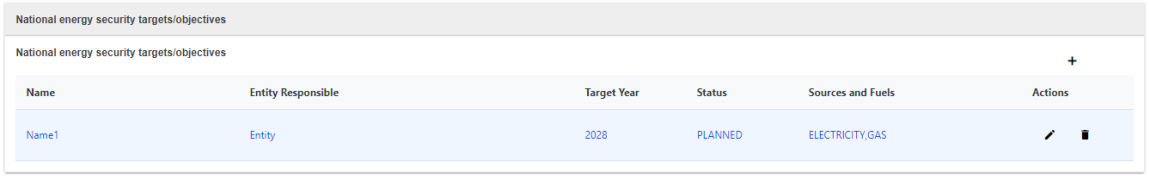

In some cases, there can be a Master-Detail bond between form tables. In such a case Detail form table records represent information referring to a specific Master form table record. In such a case Detail form table header and content would refer to the selected (and highlighted) Master form table record.

Example: The "National energy security targets/objectives" is a Master table form for the "... quantifiable indicator" and the "... non- quantifiable indicator" Detail table forms. Each Detail table forms has one entry corresponding to Master entry "Name1" and no entry corresponding to Master entry "Name2".

NOTE: to enter information in the Detail table forms, information should first be entered in the respective Master table form.

Example: First ""National energy security targets/objectives" should be entered in Master table form, before related "indicators can be added in the Detail table forms.

National energy security targets/objectives

National energy security targets/objectives

Name	Entity Responsible	Target Year	Status	Sources and Fuels	Actions
Name1	Entity	2028	PLANNED	ELECTRICITY,GAS	
Name2	Entity		EXPIRED	NUCLEAR	

Name1 quantifiable indicator

Name1 quantifiable indicator

Indicator	Unit	2020	2021	2022	Target Value	Target Year	Actions
Indicator	Percentage					2024	

Name1 non-quantifiable indicator

Name1 non-quantifiable indicator

Indicator/Milestone	Description	Target year	Progress Status	Actions
Milestone 1.1	Milestone 1.1 description	2020	Ongoing	

National energy security targets/objectives

National energy security targets/objectives

Name	Entity Responsible	Target Year	Status	Sources and Fuels	Actions
Name1	Entity	2028	PLANNED	ELECTRICITY,GAS	
Name2	Entity		EXPIRED	NUCLEAR	

Name2 quantifiable indicator

Name2 quantifiable indicator

Indicator	Unit	2020	2021	2022	Target Value	Target Year	Actions
No records found							

Name2 non-quantifiable indicator

Name2 non-quantifiable indicator

Indicator/Milestone	Description	Target year	Progress Status	Actions
No records found				

2.5.3. *Data export*

Authorised users can export the current data status of the report to an Excel workbook at any time.

The data export function is available by either clicking on the Excel icon in the report list in the Details column for the report to be exported.

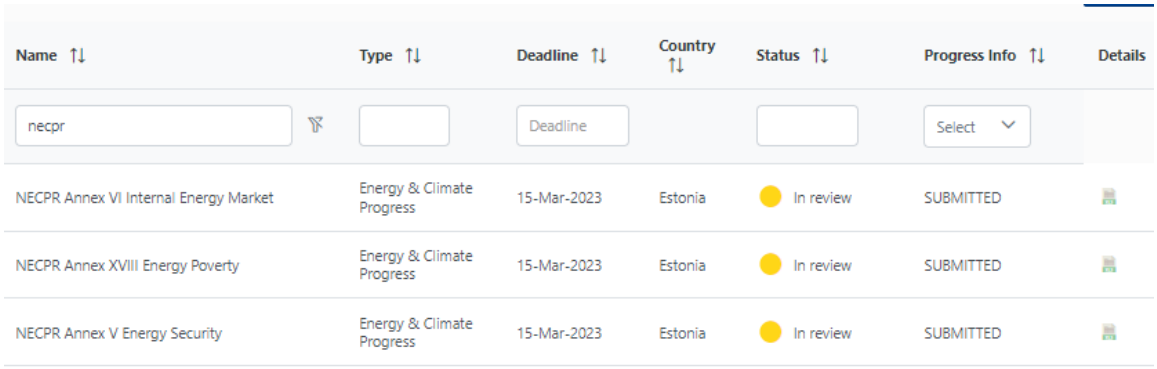

or from the dataflow by clicking on the Excel icon in the header of the Report Data area.



When the campaign data export function is called, all data flows to which the calling user has access are included.

Single country data export

There are different data to be exported scope options available for single country:

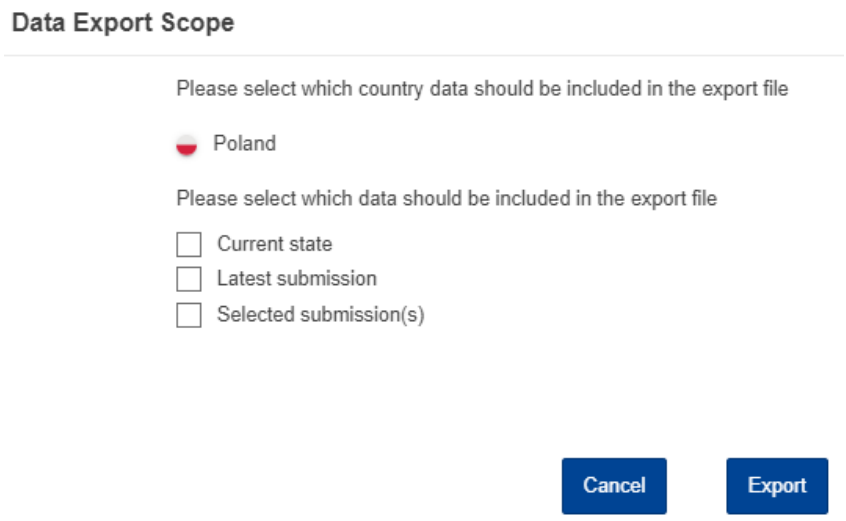

- current state – the AS IS data state at the moment of data dump is exported,
- latest submission – each time report is being (re)submitted its data snapshot is automatically generated; this option enables to include the latest saved snapshot into the data export scope,

- selected submission(s) – enables user to select not only the latest but also any of the snapshots reflecting previous submissions done by the specific country.

Multiple countries data export

When the export function is used by the user authorized to export multiple countries data then user is enabled to select which ones should be included.

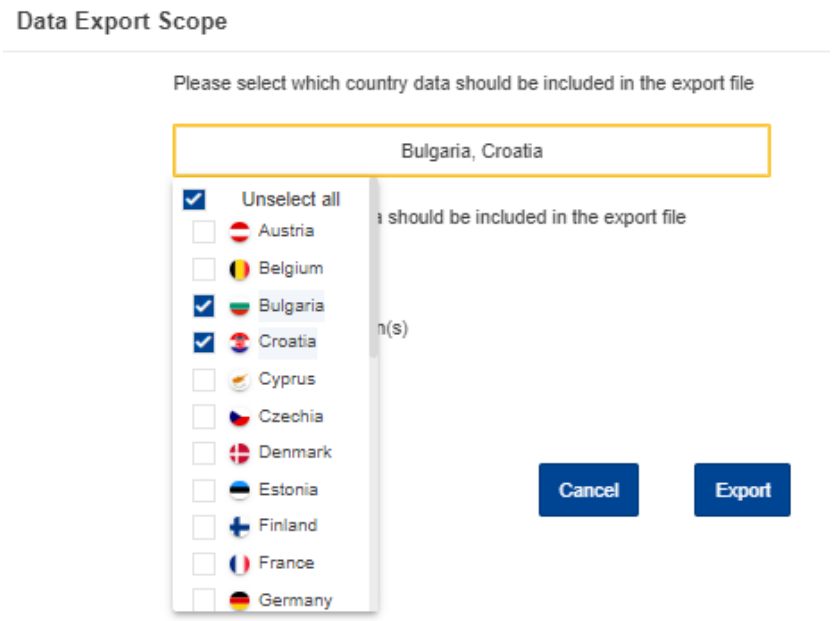

The selected submission(s) option is not available in such a case (i.e. past submission are downloadable only when single country is selected).

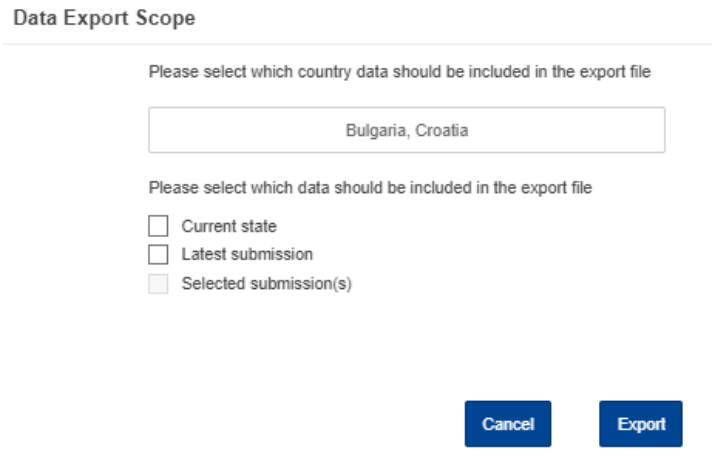

For the current state option the user needs to decide whether each country data should be exported to a separate file or consolidated to as few files as possible (i.e. number of files would depend on how

many workflows are in use for particular dataflow; in such a case there is going to be a one file per workflow that would include all countries the workflow is applied to).

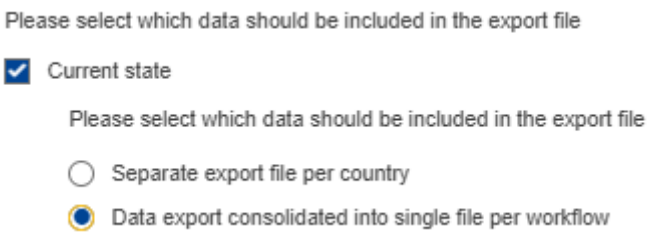

3. THEMATIC GUIDELINES FOR REPORTING INFORMATION REQUIRED UNDER ART 4. REPORTING ON ENERGY SECURITY

Introduction

This section provides guidance for reporting information on the energy security dimension (Article 4), according to Annex V of the Implementing Regulation. It includes:

- Table 1: Details about national objectives, targets and contributions
- Table 2: Progress towards implementation of quantifiable national objectives and targets
- Table 3: Progress towards implementation of non-quantifiable national objectives and targets

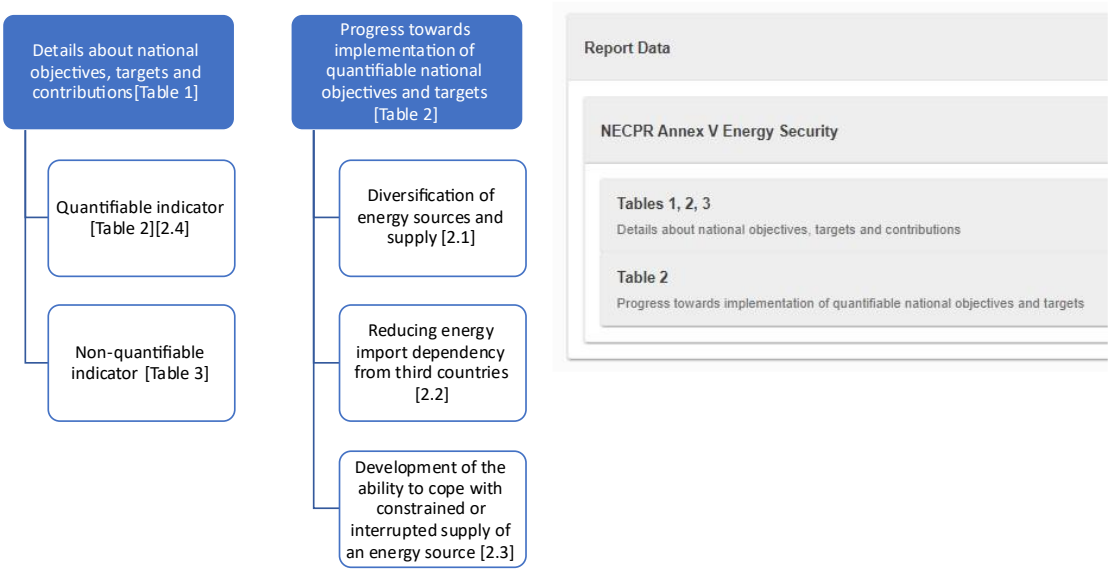

Figure 1: overview of Annex V data flows

It provides the step-by-step guidelines for reporting. This includes visual guide **of how and where** to report in the Policy Reporting Platform as well as information on the **purpose of reporting** and guidance on **what to report**. This is structured as follows:

- Purpose,
- Guidance (screenshot and data format included),
- Good examples (where available),
- Not recommended (where available),
- Level of obligation (Mandatory, Mandatory if applicable, Mandatory if available, Voluntary).

3.1. Annex V, Table 1: Details about national objectives, targets and contributions



Figure 2: webform for Annex 5 - table 1

3.1.1. FIELD 1.1: Name of national target/ objective

Purpose

The purpose of this field is for the Member State to identify the national targets/objectives set by the Member State with regards to Energy Security.

The aim is to provide a series of national objectives aligned to the four areas specified by Article 22 of the Governance Regulation.

Article 22: Member States have to include in the integrated national energy and climate progress reports information on the implementation of:

- national objectives for the diversification of energy sources and supply;
- where applicable, national objectives with regard to reducing energy import dependency from third countries;
- national objectives for the development of the ability to cope with constrained or interrupted supply of an energy source, including gas and electricity;
- national objectives with regard to increasing the non-fossil flexibility of the national energy system, including the respective specific contributions of both demand side response and energy storage to that objective, which should also be reflected in their integrated national energy and climate plans in accordance with article 19f of Regulation (EU) 2019/943.

Guidance, including format of the data

The Member States should state the names of the national target/objectives. This should include objectives provided in the NECP. Member states should include where relevant:

Article 22(a): national objectives for the diversification of energy sources and supply

- Include the national objectives in maintaining security of supply standard for natural gas (Regulation (EU) 2017/1938: Security of gas supply regulation, Article 5), in particular the N-1 criterium.

Article 22(b): national objectives with regard to reducing energy import dependency from third countries

- Include information on the implementation of the network codes and the Guidelines adopted by the Commission from ENTSO for Gas report (Regulation (EU) No 2024/1789: Regulation on conditions for access to the natural gas transmission networks-Article 8)- Frequency: annual

Art. 22(c): objectives on the development of the ability to cope with constrained or interrupted supply of an energy source, including gas and electricity

Include the objectives of the risk preparedness plans, preventive action plans and emergency plans (Regulation (EU) 2019/941: Risk-preparedness in the electricity sector and Regulation (EU) 2017/1938: Security of gas supply regulation). This submission has to be updated every: 4 years

- Include the objectives associated with Directive (EU) 2022/2555: security of network and information systems. This submission has to be updated every 2 years

Include indicators about structural congestion and other major physical congestions between and within bidding zones from ENTSO for Electricity report (Regulation (EU) 2019/943 Electricity market regulation-Article 14). This submission has to be updated every 3 years;

Include indicators on the implementation of the network codes and the Guidelines adopted by the Commission from ENTSO for gas report (Regulation (EU) No 2024/1789: Regulation on conditions for access to the natural gas transmission networks-Article 8). This submission has to be updated every year.

Member States already submit annually to the EC data collected for all emergency stocks (Council Directive 2009/119/EC: Oil stocks Directive, Article 6). Therefore, this information is not required in this reporting.

Data format: text, 100 chars.

Good example – Increase in Germany's use of LNG

"Diversification of supply sources and transport routes represents a key pillar of Germany's gas supply. The gas industry is undertaking significant efforts to expand the natural gas infrastructure (lines and reservoirs) in line with demand and adapt it to the changing market environment as well as diversify the natural gas supply yet further for the purposes of security of supply and foreseeable exploitation of fields in the North Sea. As such, there are advanced plans for the creation of a German LNG import infrastructure in Brunsbüttel, Stade and Wilhelmshaven. The commissioning of German LNG terminals will expand and strengthen the already broad diversification of Germany's sources of supply and pipeline transport routes. At the same time, the natural gas industry will decide in the German and European liberalised gas market on the sources of supply of its natural gas imports. The extent to which and under what conditions the LNG infrastructure will be able to gain importance in the future for the importation of hydrogen remains to be seen."

Level of obligation

Mandatory

3.1.2. FIELD 1.2: Description

Purpose

The purpose of this field is for the Member State to give context on the national target/ objective.

The following questions should be answered in the short description:

- Which problem is the target/objective addressing?
- What is the aim of the target/objective?
- What are the actions taken?
- How is it implemented?

Guidance, including format of the data

The description needs to provide a condensed explanation of the target/ objective. This should be done as specific as possible.

The description should include any qualitative and quantitative targets used to monitor the objective

The description will be short and therefore will not include all the details. It is therefore recommended to make appropriate use of the references/links to direct users to documents and websites with a more detailed description of the national target/objective.

Data format: text, 1500 chars.

Level of obligation

Mandatory

3.1.3. FIELD 1.3: Relevance to Article 22

Purpose

This is a drop-down selection field with the purpose of clearly matching the national target/ objectives to Article 22 reporting requirements.

Guidance, including format of the data

Member States have to select from the following objectives (additional objectives may be added and specified under 'other'):

- diversification of energy sources and supply
- reducing energy import dependency from third countries
- development of the ability to cope with constrained or interrupted supply
- flexibility of the national energy system

Data format: text (drop-down), text (for other), 80 chars.

Level of obligation

Mandatory, if applicable (i.e. Member States are required to provide the information if the relevant national objectives and targets align with Article 22).

3.1.4. FIELD 1.4: Target year

Purpose

The purpose of this field is for the Member State to identify the reference year by which the target must be achieved.

Guidance, including format of the data

Member States have to provide the target year set, if applicable.

Data format: number (integer, drop-down).

Level of obligation

Mandatory, if applicable (i.e. Member States are required to provide the information if the relevant national objectives and targets have a target year).

3.1.5. FIELD 1.5: Status

Purpose

The purpose of this field is for the Member State to report on the current status of implementation of the national target/ objective.

Guidance, including format of the data

Member States have to select from the following categories for each target: planned; adopted; implemented; expired.

Data format: text (drop-down).

Level of obligation

Mandatory

3.1.6. FIELD 1.6 & 1.7: Policy which drove setting the objective (where relevant)

Purpose

The purpose of this field is for the Member State to capture the policy which drove setting the national target/ objective (where relevant).

Guidance, including format of the data

Member States have to report on whether there is a Union policy which drove setting the objective and/or National policy (including Legal reference).

In the case of Union policy drive, Member States have to select a policy/policies from the list provided below, or select other and specify the name of the Union policy.

In the case of National policy, Member States have to report on National law or document(s) defining the objective.

Data format: Union policy: text (drop-down), other (text, 200 chars), National policy: text, 200 chars.

Short title (for drop-down)	**Full title**
Gas Storage Regulation	Regulation (EU) 2022/1032 with regard to gas storage
Regulation on risk-preparedness in the electricity sector	Regulation (EU) 2019/941 on risk-preparedness in the electricity sector
Security of gas supply Regulation	Regulation (EU) 2017/1938 of the European Parliament and of the Council concerning measures to safeguard the security of gas supply
Network code on electricity emergency and restoration	Commission Regulation (EU) 2017/2196 establishing a network code on electricity emergency and restoration
Oil Stocks Directive	Council Directive 2009/119/EC of 14 September 2009 imposing an obligation on Member States to maintain minimum stocks of crude oil and/or petroleum products
Directive on safety of offshore oil and gas operations	Directive 2013/30/EU on safety of offshore oil and gas operations
NIS2 Directive	Directive (EU) 2022/2555 on measures for a high common level of cybersecurity across the Union
CER Directive	Directive (EU) 2022/2557 **of the European Parliament and of the Council of 14 December 2022 on the resilience of critical entities and repealing Council Directive 2008/114/EC**

Other	Other

Level of obligation

Mandatory, if applicable (i.e. Member States are required to provide the information if the relevant national objectives and targets have been driven by a policy).

3.1.7. FIELD 1.8: Entity responsible for achieving the objective

Purpose

The purpose of this field is for the Member State to capture the entity responsible for achieving the objective.

Guidance, including format of the data

Member States have to report on the name and responsibilities of the Entity responsible for achieving the objective.

Data format: text, 80 chars.

Level of obligation

Mandatory

3.1.8. FIELD 1.9: Energy sources and fuels covered

Purpose

The purpose of this field is for the Member State to capture the energy sources and fuels covered.

Guidance, including format of the data

Member States have to select from the following options (more than one option can be selected, additional energy sources and fuels may be added and specified under ‘other fuels’): whole system, electricity, gas, petroleum products, nuclear, other fuels.

Data format: text (drop-down), other (text, 80 chars)

Level of obligation

Mandatory

3.2. Annex V, Table 2: Progress towards implementation of quantifiable national objectives and targets

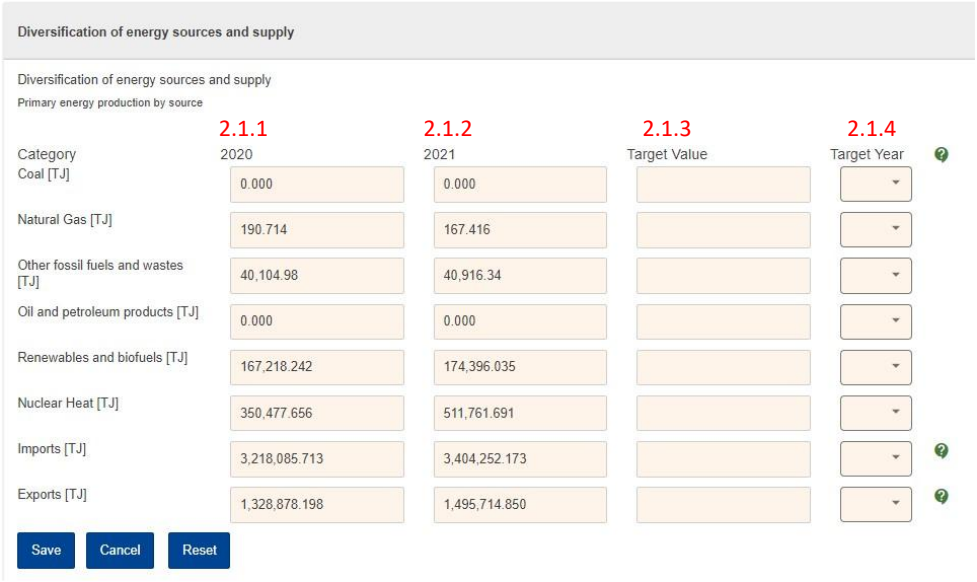

Figure 3: Webform for Annex 5 - table 2.1

3.2.1. Table 2.1: Diversification of energy sources and supply

Guidance, including format of the data

Field 2.1.1 & 2.1.2: X-3 and X-2 fields

Data format: number

Values for will be pre-filled based on Eurostat energy balance data when available. Details on this process can be found in section 1.4.2.

Field 2.1.3 & 2.1.4: Target value / year fields

Data format: number

Member States to report the value of the target and the relevant year the target should be achieved, where quantified targets associated with the metrics are present.

Level of obligation

Mandatory, if applicable

3.2.2. Table 2.2: Reducing energy import dependency from third countries



Figure 4: webform for Annex V table 2.2

Guidance, including format of the data

Field 2.2.1 & 2.2.2: X-3 and X-2 fields

Data format: number

Values for will be pre-filled based on Eurostat energy balance data when available. Details on this process can be found in section 1.4.2.

Field 2.1.3 & 2.1.4: Target value / year fields

Data format: number

Member States to report the value of the target and the relevant year the target should be achieved, where quantified targets associated with the metrics are present.

Level of obligation

Mandatory, if applicable

3.2.3. Table 2.3.1: Development of the ability to cope with constrained or interrupted supply of an energy source - LOLE (Loss of load expectation)

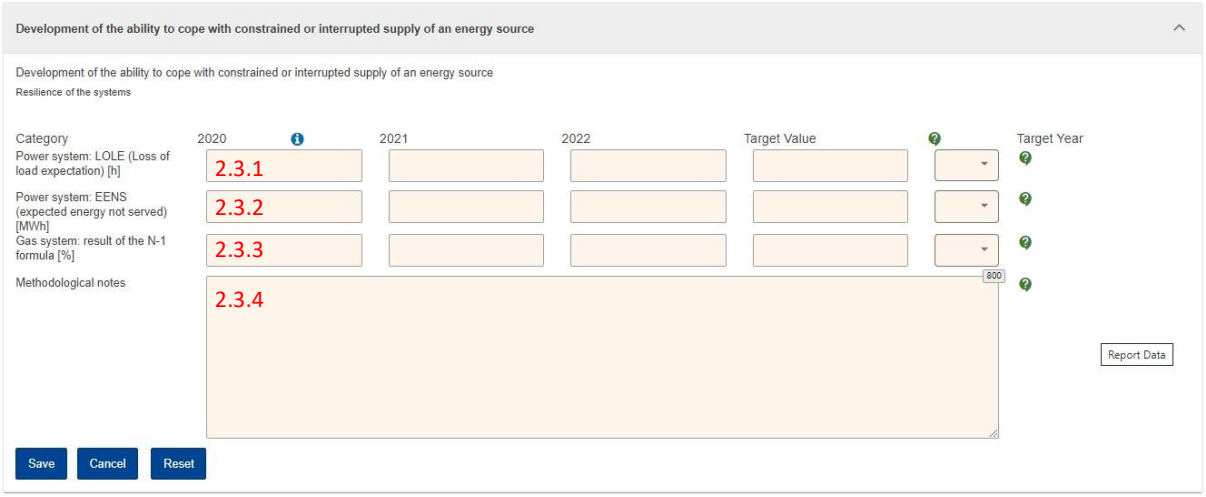

Figure 5: webform for Annex V table 2.3

Guidance, including format of the data

Member States should report data from the most recent adequacy assessment made for the relevant year. For example, they should report the LOLE for the year X-1 as estimated either in year X-1, X-2 or earlier. The year in which the resource adequacy assessment was performed should be reported under Methodological notes.

To be calculated in accordance with the requirements of Regulation (EU) 2019/941 of the European Parliament and of the Council of 5 June 2019 on risk-preparedness in the electricity sector and repealing Directive 2005/89/EC (OJ L 158, 14.6.2019, p. 1) and of Regulation (EU) 2019/943 of the European Parliament and of the Council of 5 June 2019 on the internal market for electricity (OJ L 158, 14.6.2019, p. 54). The specific methodology is set by the Agency for the Cooperation of Energy Regulators, in the Annex I of its decision on the Methodology for calculating the value of lost load, the cost of new entry, and the reliability standard.

X-3, X-2 and X-1 fields

Data format: number

Target value / year field

Data format: number

Member States to report the value of the target and the relevant year the target should be achieved, where quantified targets associated with the metrics are present.

Level of obligation

Mandatory, if applicable

3.2.4. Table 2.3.2: Development of the ability to cope with constrained or interrupted supply of an energy source - EENS (expected energy not served)

Guidance, including format of the data

Member States should report data from the most recent adequacy assessment made for the relevant year. For example, they should report the LOLE for the year X-1 as estimated either in year X-1, X-2 or earlier. The year in which the resource adequacy assessment was performed should be reported under Methodological notes.

To be calculated in accordance with the requirements of Regulation (EU) 2019/941 of the European Parliament and of the Council of 5 June 2019 on risk-preparedness in the electricity sector and repealing Directive 2005/89/EC (OJ L 158, 14.6.2019, p. 1) and of Regulation (EU) 2019/943 of the European Parliament and of the Council of 5 June 2019 on the internal market for electricity (OJ L 158, 14.6.2019, p. 54). The specific methodology is set by the Agency for the Cooperation of Energy Regulators, in the Annex I of its decision on the Methodology for calculating the value of lost load, the cost of new entry, and the reliability standard.

X-3, X-2 and X-1 fields

Data format: number

Target value / year field

Data format: number

Member States to report the value of the target and the relevant year the target should be achieved, where quantified targets associated with the metrics are present.

Level of obligation

Mandatory, if applicable

3.2.5. Table 2.3.3: Development of the ability to cope with constrained or interrupted supply of an energy source - Result of the N-1 formula

Guidance, including format of the data

Member States should report data from the most recent adequacy assessment made for the relevant year. For example, they should report the LOLE for the year X-1 as estimated either in year X-1, X-2 or earlier. The year in which the resource adequacy assessment was performed should be reported under Methodological notes.

To be calculated in accordance with the requirements of Annex II, Regulation (EU) 2017/1938 of the European Parliament and of the Council of 25 October 2017 concerning measures to safeguard the security of gas supply and repealing Regulation (EU) No 994/2010 (OJ L 280, 28.10.2017, p. 1). The

N-1 rule calculates the technical capacity of the remaining infrastructure in case of disruption of the single largest gas infrastructure element, estimating whether this is able to satisfy gas needs equal to a day of exceptionally high demand that occurs with probability of once in 20 years.

X-3, X-2 and X-1 fields

Data format: number

Target value / year field

Data format: number

Member States to report the value of the target and the relevant year the target should be achieved, where quantified targets associated with the metrics are present.

3.2.6. Table 2.3.4: Methodological notes

Guidance, including format of the data

Member States may provide further methodological information regarding the indicators listed in this part of the table**.**

Data format: free text, max. len 800, lines.

Level of obligation

Mandatory, if applicable

3.2.7. Table 2.4: Nationally set objectives and targets – quantifiable indicators



Figure 6: webform for Annex V table 2.4

This webform can be used to specify any quantifiable indicators (in accordance with Table 2) related to nationally set objectives and targets reporting in Table 1.

Guidance, including format of the data

Field 2.4.1: Indicator

Member States need to provide a name for the indicator.

Data format: text, 50 chars.

Field 2.4.2: Unit field

Data format: text, 30 chars.

Field 2.4.3a/b/c: X-3, X-2 and X-1 fields

Data format: number

Field 2.4.3 & 2.4.5: Target value / year field

Data format: number

Member States to report the value of the target and the relevant year the target should be achieved, where quantified targets associated with the metrics are present.

Field 2.4.6: Methodological notes field

Data format: free text, max 400 chars, lines 10.

Member States to provide further methodological information regarding the indicator**.**

Level of obligation

Mandatory, if applicable

3.3. Annex V, Table 3: Progress towards implementation of non-quantifiable national objectives and targets

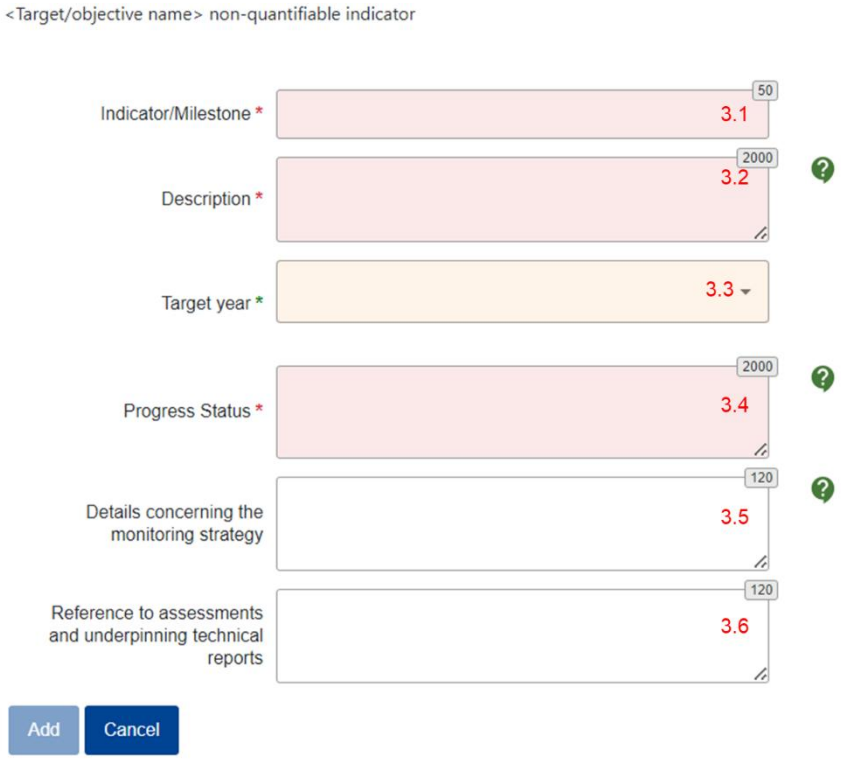

Figure 7: webform for Annex V table 3

3.3.1. FIELD 3.1: Indicator(s)/Milestone(s)

Purpose

The purpose of this field is for the Member State to record the indicators and milestones set by the Member State in line with the target/ objective.

Guidance, including format of the data

Member States are required to report on the indicators/milestones set to monitor progress against implementation. The indicators/milestones might be one or more for each target/objective.

Data format: text; 50 chars.

Level of obligation

Mandatory

3.3.2. FIELD 3.2: Description of indicator/milestone

Purpose

The purpose of this field is for the Member State to give context on the national target/ objective and describe the aim.

Guidance, including format of the data

The description have to provide a condensed explanation of the indicators/milestone as specific as possible.

Member States have to provide details on the indicators/milestone and why this has been chosen to present progress with the objective.

The following questions should be answered in the short description:

- Which problem is the national target/ objective addressing?
- What is the aim of the national target/ objective?

Please make appropriate use of the references/links to direct users to documents and websites with a more detailed description of the national target/ objective.

Data format: text; 2000 chars; 8 rows

Level of obligation

Mandatory

3.3.3. FIELD 3.3: Target year

Purpose

The purpose of this field is for the Member State to identify the reference year by which the target must be achieved.

Guidance, including format of the data

Member States have to provide the target year set, if available.

Data format: number (drop-down)

Level of obligation

Mandatory, if applicable (i.e. Member States are required to provide the information if the relevant national objectives and targets have been set for a target year).

3.3.4. FIELD 3.4: Progress towards target / objective

The purpose of this field is for the Member State to report on progress towards implementation of the national objective or target. The progress should clearly describe the timeframe and should refer to the most recent data available.

Guidance, including format of the data

Member States have to provide an update on the progress achieved up to the current situation.

Member States have to provide qualitative information to summarise the current status of the indicator (for example whether it is on track, already achieved, missed, delayed, etc.).

Progress made towards implementation of non-quantifiable national objectives and targets can be reported by providing an update on the progress made towards a specific indicator and by explaining which policies or actions have been put in place which will support the implementation of the target and how these policies and actions are performing against set milestones.

Data format: text; 2000 chars; 8 rows

Level of obligation

Mandatory

3.3.5. FIELD 3.5: Details concerning the monitoring strategy

Purpose

The purpose of this field is for the Member State to capture any further details concerning the monitoring strategy for the objective implementation.

Guidance, including format of the data

The Member States have to outline the monitoring strategy and include details about how the indicator is monitored, for example via a set of indicators, via an expert review, via a panel, via a specific methodology and so on.

Data format: text; 120 chars; 3 rows;

Level of obligation

Voluntary

3.3.6. FIELD 3.6: Reference to assessments and underpinning technical reports

Purpose

The purpose of this field is for the Member State to record a reference to assessments and underpinning technical reports

Guidance, including format of the data

This is a free text box where Member States have to include further documentation references in order to support the information entered in all previous field and especially the evaluation of progress towards the implementation of target/objective.

Data format: text; 120 chars; 3 rows.

Level of obligation

Voluntary

4. FINALIZING REPORTING

4.1. Validating your submission

When filling in and saving the data, the Policy Reporting Platform performs a number of checks on the dataflow. In case of issues with the reported information, depending on the severity of the issue, you will either receive a warning message, or saving is blocked until the issue is resolved (for more details see section 2 above).

Once the dataflow is fully filled in, both lead reporters and supporting reporters can "freeze" the dataflow, indicating that it is ready for validation by the lead reporters.

NOTE: a "frozen" report is not considered submitted and cannot be accessed yet by Commission reviewers. A formal submission can only be made by lead reporters.

Only lead reporters are then able to submit the "frozen" dataflows to the Commission. Please align with the other lead reporter(s) prior to submitting your data. Once submitted, an e-mail notification will be sent to all workflow participants, with a timestamped proof of submission.

4.2. Resubmitting data

In case of need, lead reporters can request to reopen a certain dataflow, to revert it back to "not submitted" state.



In addition, the Commission can reopen a dataflow following a request for clarification.

Data can be submitted multiple times. On each occasion the data will be saved. However please note that for assessment **the Commission will always take the latest version** of the submitted data.

4.3. Help during the reporting

If you need support, please contact:

- For general questions about NECPR reporting: EC-NECP-REPORTING@ec.europa.eu
- For questions on substance on dataflows reported in:
  - ReportNet 3: govreg@eea.europa.eu
  - Policy Reporting Platform: EC-NECP-REPORTING@ec.europa.eu
- For technical support for
  - ReportNet 3: helpdesk@reportnet.europa.eu
  - Policy Reporting Platform: EC-E-PLATFORM-IT-SUPPORT@ec.europa.eu
- For technical support on EU Login: Help (europa.eu)

5. QUALITY ASSURANCE AND QUALITY CONTROL

5.1. Quality assurance and quality control structure

Member States are strongly encouraged to adhere as much as possible to the reporting guidelines and to conduct a quality control of the information on the data reported before submission.

To ensure timeliness, completeness, consistency, comparability, coherence, transparency and accuracy of the reported information, specific quality checks on behalf of the Commission and the EEA are performed on the submissions of Member States.

The results of the quality checks are communicated to the lead reporters through e-mail in the form of a checklist. The (lead) reporters can then (a) make adjustments to the reported data in the e-platform or (b) provide responses in the checklist on the reasons why changes are not considered necessary. After quality control, the data is stored in the database, made publicly available and used in the European Commission's assessment of the NECPRs and in certain EEA products. The figure below presents an overview of the process done on the reported information.

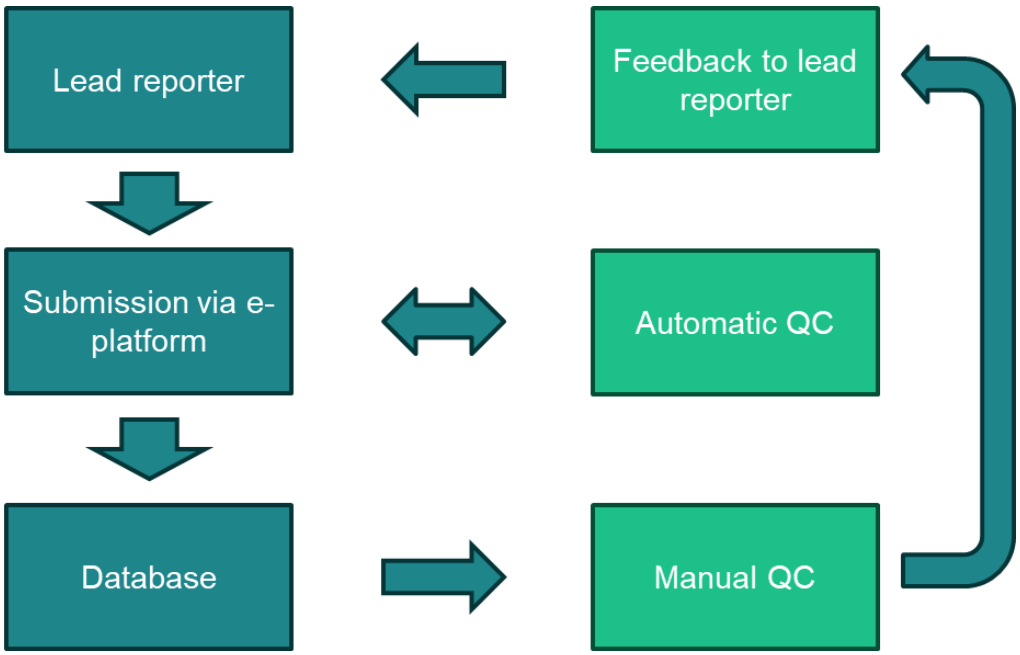

Figure 8 - Overview of the quality control process

The quality control procedure is aligned with the key reporting principles set out in the 2006 IPCC Guidelines for National Greenhouse Gas Inventories. More specifically, the information reported by Member States is assessed against seven criteria (five quality criteria so called 'TCCCA criteria' and timeliness and coherence):

- Timeliness,
- Transparency,
- Completeness,
- Consistency,
- Coherence,
- Comparability,
- Accuracy.

By performing quality checks each reporting cycle and providing additional reporting guidelines, the aim is to improve reporting along the seven criteria listed above.

Each criterion corresponds to several specific checks, which are performed in a sequential order. Below is an overview of what could be required per criteria.

Criteria	Objective
Timeliness	To assess if data and report was submitted on time and identify as early as possible any gaps or inconsistencies to inform Member States about the need for a resubmission.

Transparency	To ensure the data is identifiable and underlying methods are clearly referenced.
Completeness	To ensure that all relevant data and information is included.
Consistency	Ensure that the reporting is consistent and in line with good practices and guidelines. Checks ensure both internal consistency and consistency across years.
Coherence and Comparability	To assess whether the reported data is coherent with other possibly relevant reporting obligations and data provided and to ensure reporting across Member States is comparable.
Accuracy	To assess whether the data provided are credible.

5.2. Timeline & communication

Timeliness of reporting is an important quality criterion that helps ensure the smooth running of the quality control process. Member States must submit information on NECPR obligations required under the Governance Regulation by 15 March to allow for proper quality checking at EU level, prior to the publication of the submitted NECPRs and compilation of the European Commission's assessment of the NECPRs.

The number and the dates of additional resubmissions are also tracked. The main steps between the initial submission of information by the Member States, and the publication of the EU's progress report are described below. This includes the initial submission, quality control, a communication period, and the finalization and subsequent publication of the information. The Member States, EEA and the European Commission are involved in these steps, with additional support from the ETC-CM and various contractors. The timeline below sets out the key dates associated with each of these steps (Table 1).

The effective implementation of the procedure requires efficient responses from all parties at each step and therefore the timeline is only indicative, assuming submission, quality control and resubmission is not delayed for any reason. Furthermore it is not necessary for the procedure to take the full anticipated period, presented below, if data quality is sufficient and clearly presented.

Quality feedback reports

The central document in this quality control process is the quality check feedback report. It ensures a consistent and complete quality control process and is a template to communicate the findings to the Member States. Every finding is added to the feedback report. These reports will be bilaterally shared with relevant lead reporters of a dataflow. If needed Member States will be asked to adjust the submission and resubmit.

If reviewers have a specific question concerning the latest submission, the Member States will be asked for clarification via the feedback report. The Member States then have the responsibility to provide a clarification, adjust the information provided (report or data) and release the data again via the

reporting system. The Member States are responsible for making the necessary changes to the dataflow on the Reporting platform.

Table 1 – Indicative timeline and the description of the action required by the organisations involved

When	What	Who
By 15 March	• Preparation of the submission and completion of the reporting obligation within the relevant dataflow; • Internal quality checks via validation on the e-platform; • Release submission via the e-platform.	Member States
15 March – 15 April	Quality control (transparency, comparability, completeness, coherence, consistency and accuracy checks simultaneously). This includes feedback to Member States and communication on any issues found. Changes to Member States submissions will only be made, if Member States provide updates or corrections based on the findings communicated to them.	ETC-CM and/or contractors
15 April – 30 April	If necessary, MS adjust and resubmit the dataflow via Reportnet.	Member States
1 May – mid June	Review of the resubmitted report, if needed final follow up with the Member States.	ETC-CM and/or contractors
30 June	Delivery of final information by Member States.	Member States
End-August	Final checking of whole EU database and preparation of report compiling the outcome of the implementation of the quality control procedure on EU level, including individual feedback to Member States.	ETC-CM
July-October	Assessment, analysis and reporting in progress reports (Commission). Publication of EEA products (trends and projections, data visualisations).	European Commission EEA

5.3. Assessment of Member States submissions

After the quality control procedure has been concluded a short report presenting the outcome of the quality checks will be prepared. This will include information on:

- List of checks done;
- Overview of findings;

- Overview of corrective actions;
- An EU assessment summarizing the outcome of the implementation of the quality checking procedure;
- Recommendations for further improvements in reporting.

ANNEXE 1: REPORTING ROLES

This document discusses the different roles envisioned in the technical implementation of the NECPR reporting.

Member state roles

- Lead reporter (2 per dataflow)
- Reporter

Function	Lead reporter
Overall aim of the function	The lead reporter is responsible for ensuring the complete and timely reporting of (a) data flow(s)

Role/ responsibilities	• Responsible for validating and submitting completed data flows.
	• Coordinate the reporting exercise from a substantive perspective, following up overall completion and assigning the necessary reporters.
	  o Acts as distribution point of relevant developments/information related to reporting to the necessary reporters.
	  o Responsible for all reporters in their dataflow(s): that they are coordinated and updated on timelines, key meetings, processes (etc.).
	• Key contact for Commission/EEA regarding substantive issues of reporting.

Competencies	• Expertise of thematic area of relevant dataflow(s)
	• Knowledge/coordination of supporting reporters and relevant supporting ministry/ministries
	  o To be able to disseminate information related to the relevant dataflow(s)
	• Understanding of the reporting system (ReportNet and/or Policy Reporting Platform) for relevant dataflow(s) following guidance and training:
	  o Ability to assign reporters
	  o Ability to validate and release/submit data when completed

Interfaces to	• Data stewards, regarding thematic reporting queries • Data custodians, regarding technical reporting queries • Other lead reporters, for coordination and to ensure the overall reporting obligations of the Member State is accomplished • Reporters, where assigned by lead reporter
Note	Lead reporters + back-ups for each data flow are nominated initially by mail through the Permanent Representation (November 2022). A lead reporter should be assigned for each individual data flow, however a lead reporter can be responsible for multiple or even all data flows for the NECPR. Changes can only be requested by e-mail by the relevant lead reporter(s) or Permanent Representation to the relevant data steward. The data steward must inform the Assessment Coordinator and relevant reporting system coordinator (Reportnet or Policy Reporting Platform). Contact for changes: (for dataflows in ReportNet) govreg@eea.europa.eu

	(for dataflows in Policy Reporting Platform) EC-E-PLATFORM-IT-SUPPORT@ec.europa.eu

Function	**Reporter**
Overall aim of the function	The reporter is responsible for contributing to complete and timely reporting of (a) data flow(s)
Role/ responsibilities	• Contributing to complete and timely reporting of (a) data flow(s). • **A reporter cannot submit completed data flows.**
Competencies	• Expertise of thematic area of relevant dataflow(s) • Understanding of the reporting system (ReportNet and/ or Policy Reporting Platform) for relevant dataflow(s) following guidance and training
Interfaces to	• Lead reporter
Note	A reporter is assigned to an individual dataflow by the relevant lead reporter (can be assigned to multiple dataflows). It is not required to officially nominate a reporter to a data flow (given that a lead reporter is nominated) For Policy Reporting Platform lead reporters can request changes to the reporters by e-mail: EC-E-PLATFORM-IT-SUPPORT@ec.europa.eu

Commission/EEA roles

- Assessment coordinator
- ReportNet coordinator
- Policy Reporting Platform coordinator
- Data steward

Function	Assessment coordinator
Overall aim of the function	The assessment coordinator is responsible for the management of the overall process on the business/policy side, keeping track of the fulfilment of the other Commission/EEA roles, in particular data stewards & associated reviewers at COM side.
Role/ responsibilities	• Establishes and manages the business processes for the overall assessment • Manages the meetings of the technical implementation group & ISG • Keeps track of the fulfilment and assignment of process roles • If needed, escalates issues to the management level
Competencies	
Interfaces to	• All core team coordinators • All COM associated reviewers

Function	ReportNet coordinator
Overall aim of the function	The ReportNet coordinator is responsible for ensuring the technical implementation of the NECPR modules implemented through ReportNet, including relations with data stewards & data custodians on the EEA side
Role/ responsibilities	**NECPR management** • Manages the technical implementation of the NECPR modules implemented through ReportNet • Coordinates with data stewards and custodians on ReportNet dataflows, ensuring where possible a consistency of approach • Coordinates internal business management approaches across dataflows, establishing common timelines and where necessary resource management. **Stakeholder relations** • Maintains institutional stakeholder relations (EC, EEA, Eurostat, JRC …) as main contact point o Ensures regular updates on progress are shared with relevant experts (coordinators, data stewards/custodians, other relevant internal stakeholders)
Competencies	• Overview of key developments/challenges faced within ReportNet (per dataflow) • In-depth understanding of dataflow management processes • High-level technical and thematic data collection knowledge

Interfaces to	• All core team coordinators • All ReportNet data stewards and custodians • Where relevant, additional institutional stakeholders (EC, EEA, Eurostat, JRC …) • Where relevant, data providers

Function	**Policy reporting Platform coordinator**
Overall aim of the function	The Policy reporting Platform coordinator is responsible for ensuring the technical implementation of the NECPR modules implemented through Policy reporting Platform, including relations with data stewards & data custodians on the COM side
Role/ responsibilities	• Manages the technical implementation of the NECPR modules implemented through Policy reporting Platform. • Coordinates with data stewards and custodians on the relevant Policy reporting Platform dataflows. • Cooperates internally to align Policy reporting Platform development plans and resources with NECPR modules implementation needs, escalates to Management if necessary. **Stakeholder relations** • Maintains institutional stakeholder relations (EC, EEA, Eurostat, JRC …) as main contact point. o Ensures regular updates on progress are shared with relevant experts (coordinators, data stewards/custodians, other relevant internal stakeholders).
Competencies	• Project management • Stakeholder relationship management • High-level technical and thematic data collection knowledge
Interfaces to	• All core team coordinators • Policy reporting Platform data steward, custodian, and internal stakeholders (e.g. Product Owner, development team)

Function	**Data Steward**
Overall aim of the function	Data Stewards are overall responsible for a data collection or dataflow, ensuring compliance with legislation and/or institutional regulations, interfaces to

	reporters, relevant coordinator, and data users, ensures quality procedures are in place.
Role/ **responsibilities**	**Dataflow management** • Establishes and manages the business processes to ensure their dataflow is operational for data collection, data processing/validation and data dissemination. • Ensures a project plan for their relevant dataflow and permanent quality improvement - the what, when, who, how and resources. • Translate requirements to different expert groups (data custodian, analyst, communication). • Coordinates with data custodian on technology improvements impacting data flow. • Coordinate with main data users. • Where necessary ensures that data collected is made visible/accessible. **Stakeholder relations** • Works with relevant coordinator to maintain institutional stakeholder relationships (EC, EEA, Eurostat, JRC …). • Directly maintains stakeholder relationships with data providers/reporters at national level. • Manages the assignment of reporters' rights to the relevant dataflow, after (re)-nomination. • Monitoring reporting status (and initial follow up if there are reporting delays/issues)

Competencies	• Has in-depth thematic knowledge of the data collection
	  o Understands the data from a content point of view.
	  o Understands the data collection methodology.
	  o Understands how this data can be used and not used.
	• General understanding of ICT relevant for monitoring, data handling and reporting practices e.g. quality control, data formats (spatial, textual, tabular), and data sharing.

Interfaces to	• Core group institutional stakeholders (Commission, EEA, Eurostat, JRC …) with/via relevant coordinator. • Implementation group thematic colleagues internally or externally (Commission, EEA, Eurostat, JRC …) directly. • Relevant data custodian(s) • Reporters/data providers • Other final users of the data